



- 1.
- 2.
- 3.
- 4.
- 5.
- 6.
- 7.
- 8.
- 9.
- 10.
- 11.
- 12.
- 13.
- 14.

1.

8:13

[illegible][illegible][illegible]

--	--	--	--	--	--	--

[illegible][illegible]

9□ □□□□□□□□

10□ 11□ □□

[illegible][illegible][illegible]

11

[illegible]

9□ □□□□□□□

11 □ □ □ □ □ □ □ □ □ □

15□

[illegible]

26 □ □

[illegible]

9:30-32

1. []

3□ 4□ 5

[illegible]

1

2.

5:19

[illegible]

--	--	--	--	--	--	--	--

3.

[illegible]

6:6

[illegible]

 6:8

6:3-8

[illegible]

□□□□ 5:16□□

[illegible]

□□□□ 6:8□□

[illegible]

3:8

[illegible]

2.

--	--	--	--	--	--	--

[illegible][illegible][illegible]

$\frac{3}{6}$

--	--	--	--	--	--

[illegible]



 9:27
 


[illegible]

1

[illegible]


3:12

[illegible]

3:21

[illegible][illegible]

 7:1

 6:9
 12:1

2

[illegible][illegible]

 1:14 **15**

[illegible][illegible][illegible]

--	--	--	--	--	--	--

3

[illegible]

--	--	--	--	--	--	--	--

$$\boxed{}\boxed{}\boxed{}\boxed{} \quad 3:5$$

3:1

	3:4
---	-----

[illegible]

■■■■■■■

4:16

7:24

5:17

7:19

1
 2
 3
 4
 5
 6
 7
 8
 9
 10
 11
 12

11:2-17
 3:13

4

1
 2
 3
 4
 5
 6
 7
 8
 9
 10
 11
 12

25:14-30

5

1
 2
 3
 4
 5
 6
 7
 8
 9
 10
 11
 12

38:3-5

6

1
 2
 3
 4
 5
 6
 7
 8
 9
 10
 11
 12

3:18

1

1

A

6:2

1
 2
 3
 4
 5
 6
 7
 8
 9
 10
 11
 12

B

1.

1:7 2:14

5:31

2:11 12

2:19

——

2:20

2.


- a


- b




3.

- 
- 





[illegible][illegible]

1. 




2. 




A number line from 0 to 100. The top row contains boxes for tens (0-90) and the bottom row contains boxes for ones (0-100).



1:12

7:7

4.

--	--	--	--	--	--



A

88


 57:18 19

B

The diagram shows three horizontal bars, each composed of small squares. The top bar is 10 squares long. The middle bar is 20 squares long. The bottom bar is 10 squares long and is positioned to the right of the middle bar.

1

A



- [illegible]

- 78:32-37

1

XXXXXXXXXXXXXXXXXXXXXXXXXXXX
XXXXXXXXXXXXXXXXXXXXXXXXXXXX

XXX

a
XXXXXXXXXXXXXXXXXXXXXXXXXXXX
XXXXXXXXXXXXXXXXXXXXXXXXXXXX
XXXXXXXXXXXXXXXXXXXX

XXXX 5:13

bXXXXXXXXXXXX
XXXXXXXXXXXXXXXXXXXXXXXXXXXX

3XXXXXXXXXXXX

XXXXXXXXXXXXXXXXXXXX
XXXXXXXXXXXXXXXXXXXXXXXXXXXX
XXXXXXXXXXXXXXXXXXXX

XXX

XXXXXXXXXXXXXXXX
XXXXXXXXXXXXXXXXXXXXXXXXXXXX
XXXXXXXXXXXX XXX 15:9
XXXXXXXXXXXXXXXXXXXX
XXXXXXXXXXXXXXXXXXXX
XXXXXXXXXXXXXXXXXXXXXXXXXXXX
XXX

XXXX 1:22

XXXXXXXXXXXX

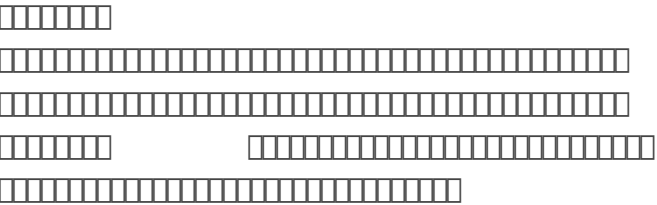
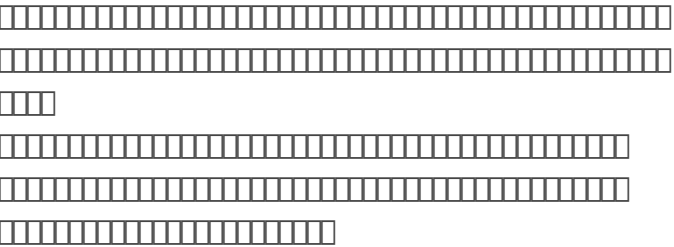
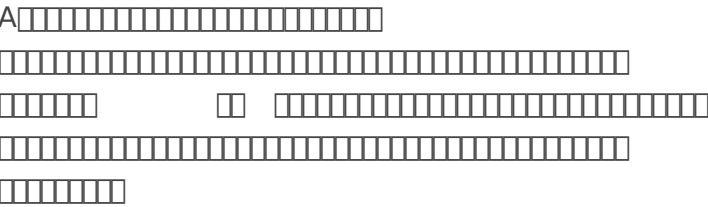

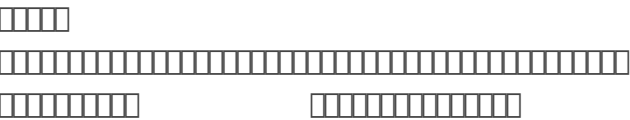
XXXXXXXXXXXXXXXXXXXX
XXXXXXXXXXXXXXXXXXXXXXXXXXXX
XXXXXXXXXXXX

XXXXXXXXXXXX
XXXXXXXXXXXXXXXXXXXXXXXXXXXX

a
XXXXXXXXXXXXXXXXXXXXXXXXXXXX
XXXXXXXXXXXXXXXXXXXX

b
XXXXXXXXXXXXXXXXXXXXXXXXXXXX
XXXXXXXXXXXXXXXXXXXXXXXXXXXX
XXXXXXXXXXXXXXXXXXXXXXXXXXXX
XXXXXXXXXXXXXXXXXXXXXXXXXXXX
XXXXXXXXXXXXXXXXXXXXXXXXXXXX
XXXX

8.



7:1

[illegible][illegible]

--	--	--	--

8:31-41 □ □ □ □ □ □ □ □ □ □ □ □ □ □ □ □

[illegible]

--	--	--	--	--

[illegible][illegible][illegible][illegible][illegible]

— — □ □ □ □

5:18

[illegible]

--	--	--	--	--

[illegible][illegible]

□

--	--	--	--	--	--	--	--

[illegible][illegible][illegible][illegible][illegible][illegible][illegible][illegible][illegible]

□ □□ 39.9

[illegible][illegible]

Day	Number of people
Monday	10
Tuesday	15
Wednesday	20
Thursday	25
Friday	30
Saturday	35
Sunday	40

5.14□□

[illegible]

--	--	--	--	--	--

[illegible]

6:14

6:14

[illegible]

10.



.....□



□□□ □□□ 4:11



□□ 7:7



□□ 7:23□ ——



A□□□□□□□□□□



□□□

6:14□ **16**□□□□□□□□□□□□□□□□



□□ □□ 6:1-2□□□□□□□□□□□□□□□□



□□ □□□□□□□□□□□□□□□□□□□□

B□□□□□□□□

1
 2
 3
 4
 5
 6

7

8
 9

10

11

A

12
 13
 14
 15
 16
 17
 18
 19
 20

B

21
 22
 23
 24

C

25
 26
 27
 28
 29
 30

31 57:17

32
 33
 34
 35

D

]

.....

6:7 8

.....

.....

.....

A.....

..... 4:25-29

..... 4:30

.....

B.....

..... 6:6

C.....

.....

.....

.....

11.



A



6:14



51:3

B



[illegible]

--	--	--	--	--

9:27

[illegible]

--	--	--	--

2:23

--	--	--

[illegible]

--	--	--	--

18:23

[illegible]

--	--	--	--

[illegible][illegible]

 **5:8**

[illegible][illegible][illegible]

17:14

[illegible][illegible]

$$\overline{\text{TTTTTTTT}} \quad \overline{\text{TTT}} \quad 42:5 \overline{) 6}$$

[illegible][illegible]

40:12-25

[illegible]

--	--	--	--	--	--	--

[illegible][illegible]

30:1-4

[illegible]

 33:18

[illegible]

 33:20

[illegible][illegible]

13:12

• • • • •

13:12

[illegible][illegible][illegible]

  10:7

[illegible][illegible]

6:16

[illegible][illegible][illegible][illegible]

13.



--	--	--	--

17:9



--	--	--	--

6:14



10



--	--	--	--	--

16:59-63



--	--	--	--	--

12:10 ☐

--	--	--	--

2:15

2

3

4

5

14.

--	--	--	--	--

A horizontal number line with arrows at both ends. It is marked with numbers from 0 to 100 in increments of 10 (0, 10, 20, 30, 40, 50, 60, 70, 80, 90, 100). There are vertical tick marks for every 10 units. A blue arrow starts at 0 and points to 10.

1.
2. 

[illegible]

The diagram consists of four horizontal bars, each made of small squares. The top bar is the longest, followed by the third bar, the second bar, and the bottom bar is the shortest.

1

A

Diagram illustrating a 16-bit bus system. The bus is divided into three sections: a 16-bit data bus (top), a 16-bit address bus (middle), and a 16-bit control bus (bottom). The address bus is labeled '4:13' and the control bus is labeled '4:13'.








5:31



















































15:1-5

[illegible]



 35:1-7  40:27-31





12:9

[illegible]

— 111 —

B

--	--	--	--	--	--	--	--	--

2

[illegible][illegible]

66:13

[illegible][illegible]

2:17

18 4:15-16

4:15-16

[illegible][illegible]

31:35 36

[illegible][illegible]

$$\boxed{}\boxed{}\boxed{}\boxed{} \quad 3:8$$

[illegible]

--	--	--	--	--	--

[illegible]

--	--

9:10

2.

[illegible][illegible][illegible][illegible]

 2:14

2:14

[illegible][illegible]

3:17

[illegible][illegible][illegible]

- [illegible]